

PRODUCT FAMILY LOAD DECLARATION

DOLLE®

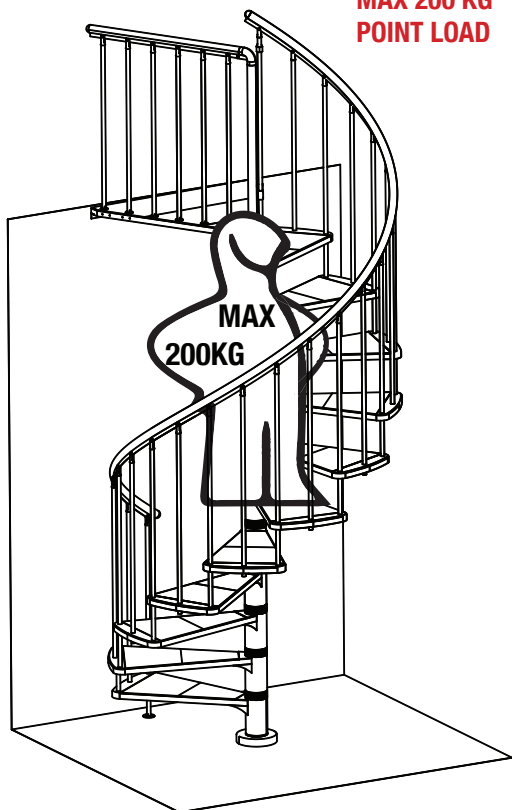
DOLLE TORONTO I GARDENSPIN I INDUSTRIA

This is the graphical presentation of some of the relevant design criterias to this stair.
The shown criteria are those that have the most direct impact for the actual use of the product.
For further details we refer to the relevant Norms:

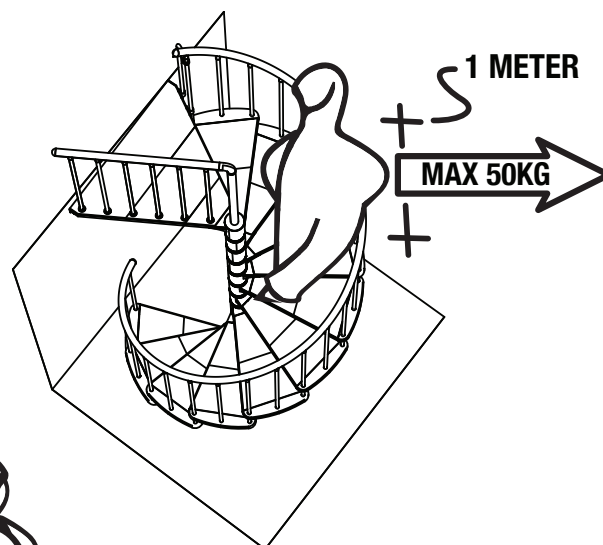
The load of the stair is assessed according to Eurocodes:
EN 1991-1-1:2007 Eurocode 1: Actions on structures - Part 1-1
EN 1991-1-4:2007 Eurocode 1: Actions on structures - Part 1-4
EN 1993-1-8+AC:2007 Eurocode 3: Design of steel structures - Part 1-8

The main cases are:

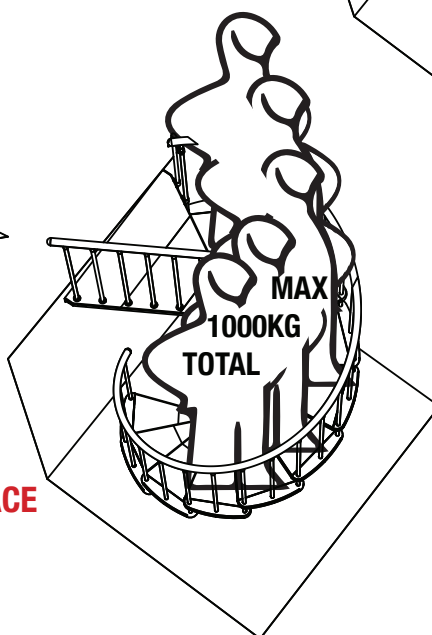
**STAIR POINT LOAD:
MAX 200 KG
POINT LOAD**



**BANISTER LOAD:
MAX 50 KG
HORIZONTAL LOAD
PR 1 METER**



**STAIR SURFACE
LOAD:
MAX 1000 KG
TOTAL LOAD**



Loads and limits according to certificat:
"20190305_CERTIFICATE-Garden_spin_0155"
"20190305_CERTIFICATE-Garden_spin_0185"



ISO 9001
Management System Certification
BUREAU VERITAS
Certification Denmark A/S



BIR®
BETTER ENGINEERING

Jan René Berg